

# FACT SHEET

## REGIONAL HOUSING PLANNING AREA

### RHPA 8- MONROE

#### INTRODUCTION

This Fact Sheet displays important data on the state of housing within the eleven parishes in Regional Housing Planning Area 8. It includes information on affordability, previous investments in the area, and the population and households in each parish. The Louisiana Housing Alliance and the Greater New Orleans Housing Alliance (GNOHA) are hosting the Louisiana Statewide Housing Listening Tour.



#### LIST OF PARISHES IN RHPA 8:

- » Caldwell Parish
- » East Carroll Parish
- » Franklin Parish
- » Jackson Parish
- » Madison Parish
- » Morehouse Parish
- » Ouachita Parish
- » Richland Parish
- » Tensas Parish
- » Union Parish
- » West Carroll Parish

#### SOURCES

American Community Survey  
1-year Estimates, 2015

(Caldwell, East Carroll, Franklin, Jackson, Madison, Morehouse, Richland, Tensas, Union and West Carroll used ACS 5-year Estimates, 2011-2015 due to data availability.

All Parishes used ACS 5-year Estimates 2011-2015 for "Race and Ethnicity" due to data availability.)

Department of Housing and Urban Development, 2009-2013

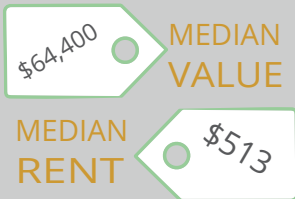
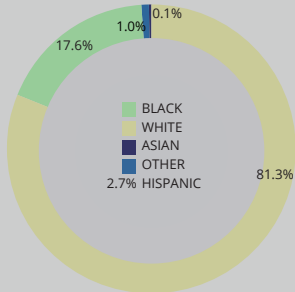
U.S. Census Building Permits, 2013-2015

# CALDWELL

POPULATION 9,990 HOUSEHOLDS 3,838



## RACE & ETHNICITY



## TENURE

OWNER OCCUPIED 74.8% RENTER OCCUPIED 25.2%

## OCCUPANCY STATUS



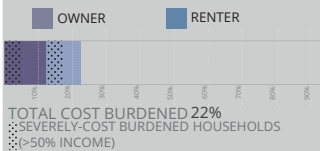
Occupied: 3,838 units | Vacant: 1,176 units  
TOTAL: 5,014



## POVERTY STATUS

21.6%

## COST BURDEN



## RESIDENTIAL BUILDING PERMITS

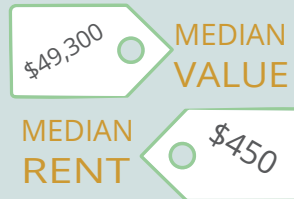
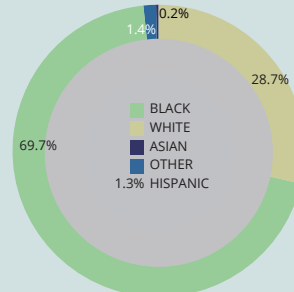
21

# EAST CARROLL

POPULATION 7,501 HOUSEHOLDS 2,678



## RACE & ETHNICITY



## TENURE

OWNER OCCUPIED 47.8% RENTER OCCUPIED 52.2%

## OCCUPANCY STATUS



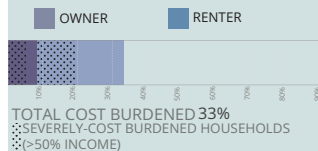
Occupied: 2,678 units | Vacant: 478 units  
TOTAL: 3,156



## POVERTY STATUS

48.0%

## COST BURDEN



## RESIDENTIAL BUILDING PERMITS

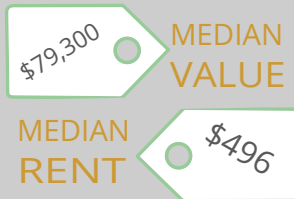
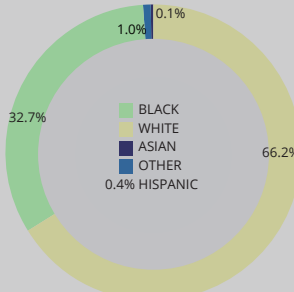
0

# FRANKLIN

POPULATION 20,550 HOUSEHOLDS 7,469



## RACE & ETHNICITY



## TENURE

OWNER OCCUPIED 70.4% RENTER OCCUPIED 29.6%

## OCCUPANCY STATUS



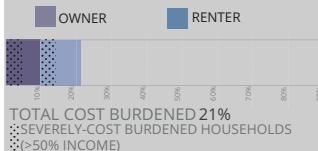
Occupied: 7,469 units | Vacant: 1,622 units  
TOTAL: 9,091



## POVERTY STATUS

30.7%

## COST BURDEN



## RESIDENTIAL BUILDING PERMITS

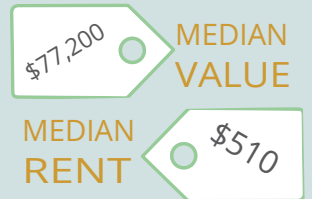
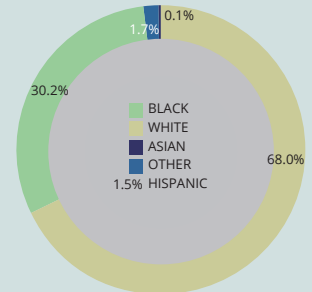
53

# JACKSON

POPULATION 16,109 HOUSEHOLDS 6,038



## RACE & ETHNICITY



## TENURE

OWNER OCCUPIED 68.1% RENTER OCCUPIED 31.9%

## OCCUPANCY STATUS



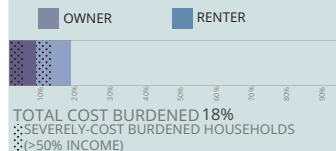
Occupied: 6,038 units | Vacant: 1,691 units  
TOTAL: 7,729



## POVERTY STATUS

26.5%

## COST BURDEN



## RESIDENTIAL BUILDING PERMITS

24

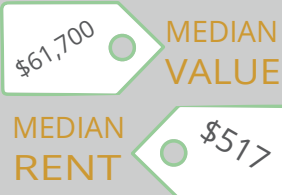
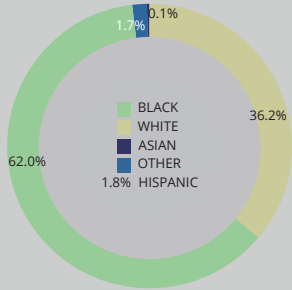
# MADISON

POPULATION HOUSEHOLDS

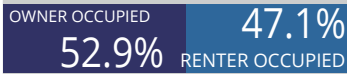
11,873 4,060



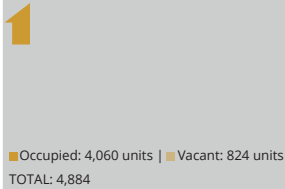
## RACE & ETHNICITY



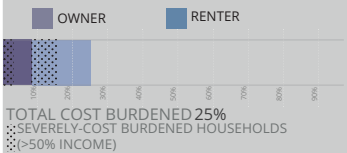
## TENURE



## OCCUPANCY STATUS



## COST BURDEN



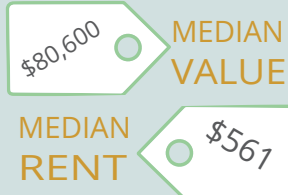
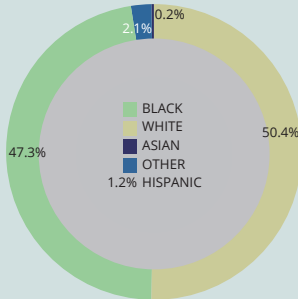
# MOREHOUSE

POPULATION HOUSEHOLDS

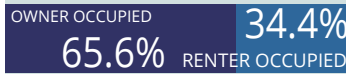
27,012 10,447



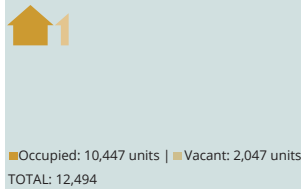
## RACE & ETHNICITY



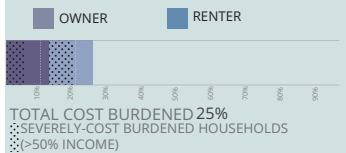
## TENURE



## OCCUPANCY STATUS



## COST BURDEN



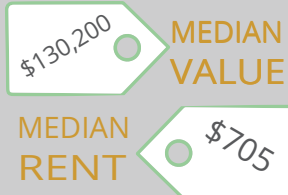
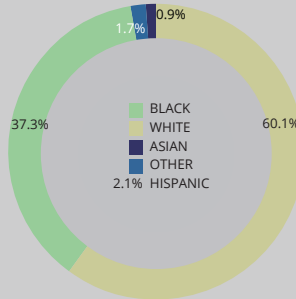
# OUACHITA

POPULATION HOUSEHOLDS

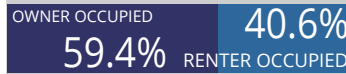
156,761 56,858




## RACE & ETHNICITY



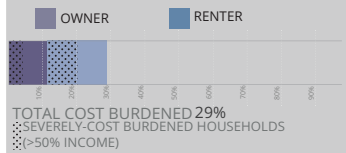
## TENURE



## OCCUPANCY STATUS



## COST BURDEN



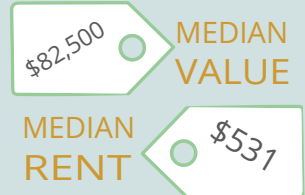
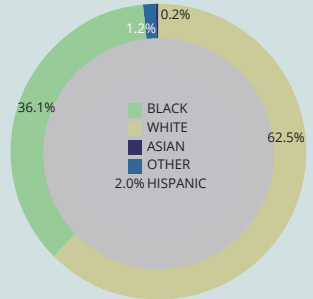
# RICHLAND

POPULATION HOUSEHOLDS

20,777 7,619



## RACE & ETHNICITY



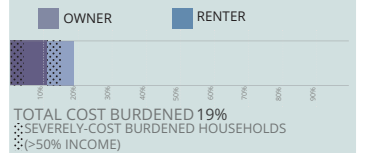
## TENURE



## OCCUPANCY STATUS



## COST BURDEN



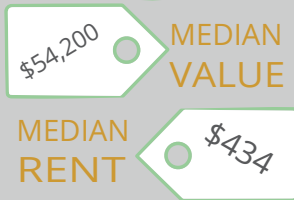
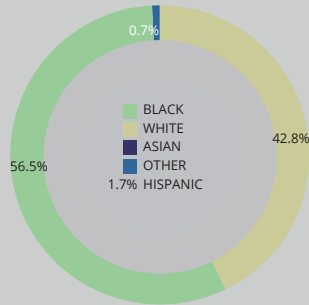
# TENSAS

POPULATION HOUSEHOLDS

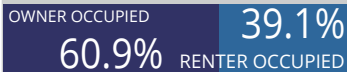
4,893 1,915



## RACE & ETHNICITY



## TENURE



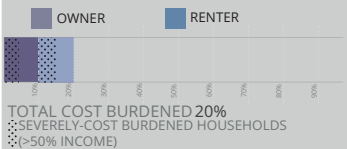
## OCCUPANCY STATUS



Occupied: 1,915 units | Vacant: 1,452 units  
TOTAL: 3,367



## COST BURDEN



## RESIDENTIAL BUILDING PERMITS



0

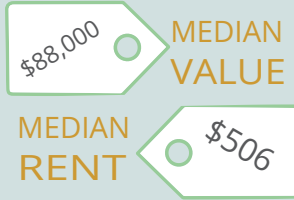
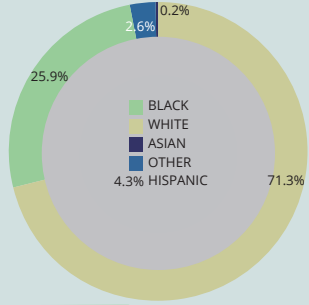
# UNION

POPULATION HOUSEHOLDS

22,533 8,517



## RACE & ETHNICITY



## TENURE



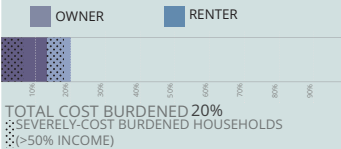
## OCCUPANCY STATUS



Occupied: 8,517 units | Vacant: 2,903 units  
TOTAL: 11,420



## COST BURDEN



## RESIDENTIAL BUILDING PERMITS



0

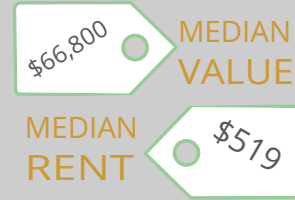
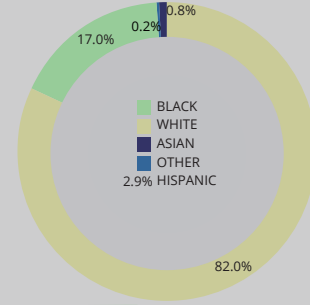
# WEST CARROLL

POPULATION HOUSEHOLDS

11,454 4,296



## RACE & ETHNICITY



## TENURE



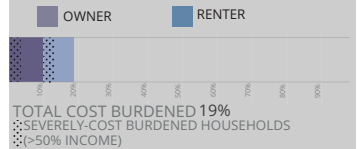
## OCCUPANCY STATUS



Occupied: 4,296 units | Vacant: 769 units  
TOTAL: 5,065



## COST BURDEN



## RESIDENTIAL BUILDING PERMITS



0

# HOUSING INVESTMENTS

DEPARTMENT OF HOUSING AND URBAN DEVELOPMENT

- Public Housing Developments
- HOME Activity
- ▲ Community Development Block Grant Activity
- Low Income Housing Tax Credit Properties

## Housing Choice Vouchers by Tract

